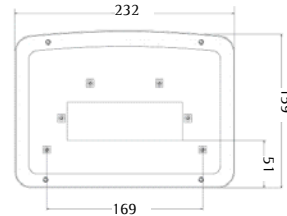
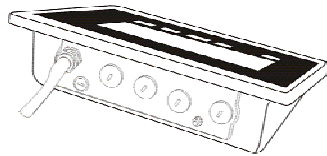
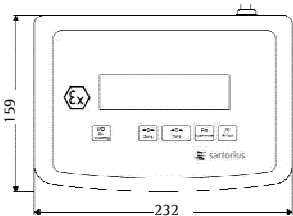


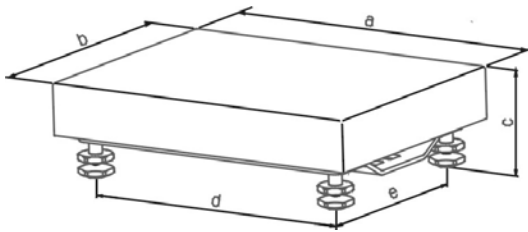


## Economy EX Complete Scales

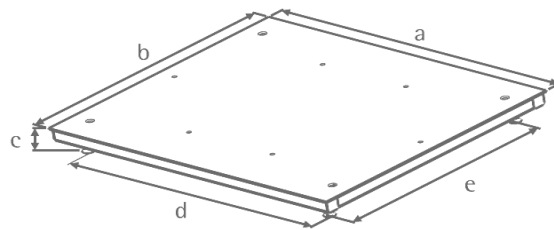
### Display and control unit:



### Platforms:




Design: ..DC, ..ED, ..FE, ..GF, ..IG



Design: ..II, ..LI, ..LL, ..NL, ..NN, ..RN, ..RR, ..WR

a (mm)	b (mm)	c to (mm)	d (mm)	e (mm)	Design
320	240	72...90	264	184	...DC -
400	300	94...109	344	244	...ED -
500	400	96...111	443	343	...FE -
650	500	90±2	550	400	...GF -
800	600	90±2	700	500	...IG -
800	800	90	604	604	...II -
1000	800	90	804	604	...LI -
1000	1000	90	804	804	...LL -
1250	1000	90	1054	804	...NL -
1250	1250	90	1054	1054	...NN -
1500	1250	90	1304	1054	...RN -
1500	1500	90	1304	1304	...RR -
2000	1500	100	1804	1304	...WR -



- : Made entirely of stainless steel
- : Approved for hazardous areas: zones 1, 21, 2, 22
- : ATEX approval: II 2 GD EEx ib IIB T4 T155°C
- : 10 weighing capacities from 3 kg to 3 t
- : 13 platform dimensions
- : Resolution: 15,000 d
- : Verification of intrinsic safety included with the equipment supplied
- : RS-232 interface, optional RS-422 interface and YDI05-Z interface converter available, for data transfer to non-hazardous area (RS-232 <-> RS-232; RS-422 <-> RS-232)
- : Applications: toggling between weight units, gross/net toggling
- : Separate power supplies available for non-hazardous areas (YPS05-ZD) and for hazardous areas (YPS05XD)

<b>Maximum readability:</b>	15,000d
<b>Data interface:</b>	Intrinsically safe RS-232 Optional: RS-422
<b>Power supply:</b>	220-240 V/AC
<b>Temperature range:</b>	-10°C to +40°C
<b>Electrical safety:</b>	EN61010-1, EN60950 IEC1010-1, IEC950
<b>Display and control unit:</b>	Remote operation; optional retainer plate or column  for attachment to the platform.

<b>Material:</b>	All AISI 304 stainless steel (1.4301)
<b>Type of protection:</b>	IP 65
<b>Weighing system:</b>	Stainless steel single point weigh cell C 3 / 4 weigh cells C3 AISI 304 stainless steel (1.4301); optional: 1.4571 (AISI 316 Ti)
<b>Load plate:</b>	
<b>Other features:</b>	4 x adjustable leveling feet Level indicator Overload protection
<b>Limitation of emissions:</b>	EN61326+A1 ClassB, (IEC61326+A1)
<b>Defined immunity to interference:</b>	EN61326+A1 Ind. (IEC61326+A1)
<b>EX-approval (ATEX)</b>	II 2 GD EEx ib IIB T4 T155°C

Order number	Capacity in kg	Readability in g	Material		Length of platform cable in m
			Load plate	Platform base	
EC1XS1-3DC-L	3	0.2	Stainless steel	Stainless steel	3
EC1XS1-6DC-L	6	0.5	Stainless steel	Stainless steel	3
EC1XS1-15DC-L	15	1	Stainless steel	Stainless steel	3
EC1XS1-30ED-L	30	2	Stainless steel	Stainless steel	3
EC1XS1-30FE-L	30	2	Stainless steel	Stainless steel	3
EC1XS1-60ED-L	60	5	Stainless steel	Stainless steel	3
EC1XS1-60FE-L	60	5	Stainless steel	Stainless steel	3
EC1XS4-60GF-L	60	5	Stainless steel	Stainless steel	3
EC1XS4-60IG-L	60	5	Stainless steel	Stainless steel	3
EC1XS1-150FE-L	150	10	Stainless steel	Stainless steel	3
EC1XS4-150GF-L	150	10	Stainless steel	Stainless steel	3
EC1XS4-150IG-L	150	10	Stainless steel	Stainless steel	3
EC1XS4-150II-L	150	10	Stainless steel	Stainless steel	6
EC1XS4-150LL-L	150	10	Stainless steel	Stainless steel	6
EC1XS4-150NN-L	150	10	Stainless steel	Stainless steel	6
EC1XS1-300GF-L	300	20	Stainless steel	Stainless steel	3
EC1XS1-300IG-L	300	20	Stainless steel	Stainless steel	3
EC1XS4-300II-L	300	20	Stainless steel	Stainless steel	6
EC1XS4-300LL-L	300	20	Stainless steel	Stainless steel	6
EC1XS4-300NN-L	300	20	Stainless steel	Stainless steel	6
EC1XS4-600IG-L	600	50	Stainless steel	Stainless steel	6
EC1XS4-600II-L	600	50	Stainless steel	Stainless steel	6
EC1XS4-600LI-L	600	50	Stainless steel	Stainless steel	6
EC1XS4-600LL-L	600	50	Stainless steel	Stainless steel	6
EC1XS4-600NL-L	600	50	Stainless steel	Stainless steel	6
EC1XS4-600NN-L	600	50	Stainless steel	Stainless steel	6
EC1XS4-600RN-L	600	50	Stainless steel	Stainless steel	6
EC1XS4-600RR-L	600	50	Stainless steel	Stainless steel	6
EC1XS4-600WR-L	600	50	Stainless steel	Stainless steel	6

Continued on next page...

Order number	Capacity in kg	Readability in g	Material		Length of platform cable in m
			Load plate	Platform base	
EC1XS4-1500-II-L	1500	100	Stainless steel	Stainless steel	6
EC1XS4-1500LI-L	1500	100	Stainless steel	Stainless steel	6
EC1XS4-1500LL-L	1500	100	Stainless steel	Stainless steel	6
EC1XS4-1500NL-L	1500	100	Stainless steel	Stainless steel	6
EC1XS4-1500NN-L	1500	100	Stainless steel	Stainless steel	6
EC1XS4-1500RN-L	1500	100	Stainless steel	Stainless steel	6
EC1XS4-1500RR-L	1500	100	Stainless steel	Stainless steel	6
EC1XS4-1500WR-L	1500	100	Stainless steel	Stainless steel	6
EC1XS4-3000II-L	3000	200	Stainless steel	Stainless steel	6
EC1XS4-3000LI-L	3000	200	Stainless steel	Stainless steel	6
EC1XS4-3000LL-L	3000	200	Stainless steel	Stainless steel	6
EC1XS4-3000NL-L	3000	200	Stainless steel	Stainless steel	6
EC1XS4-3000NN-L	3000	200	Stainless steel	Stainless steel	6
EC1XS4-3000RN-L	3000	200	Stainless steel	Stainless steel	6
EC1XS4-3000RR-L	3000	200	Stainless steel	Stainless steel	6
EC1XS4-3000WR-L	3000	200	Stainless steel	Stainless steel	6

#### Power supplies

YPS05-ZD	For installation outside the hazardous area, with country-specific power cord with device socket (IEC 320/7)
YPS05-XD	For installation in the hazardous area

#### Accessories

YBH01CWS	Complete-scale column
YDH03CIS	Floor-mounted column
YBP03CIS	Base for installing the floor-mounted column for YDH03CIS
YDH01CIS	Bracket for wall mounting
YDH02CIS	Bracket for wall mounting (tiltable)
YDH12CWS	Fastening plate
YDO05-X	RS-422 output
YDI05-Z	Interface converter Standard: RS-232 <--> RS-232 (incl. 20 m cable to scale) Option A25: RS-422 <--> RS-232 (order cable YCC422-X separately)
YPE05-X	Foot switch (male connector to scale must be removed)
YDP03-OCE	Printer
YDP04IS-OCE	Printer
YCC01-03ISM5	Cable (5m) 12-pin round male connector to 25-contact D-SUB (computer)
YCC01-09ISM5	Cable (5m) 12-pin round male connector to 9-contact D-SUB (computer)
YCC01-0016M3	Cable (3m) 12-pin round male connector to 9-contact D-SUB for YDP03-OCE
YCC01-0019M3	Cable (3m) 12-pin round male connector to 9-contact D-SUB for direct connection to YDP03-OCE
69Y03142	Cable (1.5m) for connecting YDP04IS-OCE
YCC422-X	Cable for connecting YDI05-Z interface converter with Option A25
YAS04CIS	Cable gland for cable with diameter 4.5 to 9 mm
YTE02-X	T-connector (for simultaneous use of foot switch/data output)