




## WWSERF

"WWSERF": WIRELESS WHEEL WEIGHING PLATFORMS



Wireless platforms designed for creating wheel and axle vehicle weighing stations, avoiding the hassle of connecting cables between the platforms and the indicator. Ideal for weighing larger vehicles (vans, trucks, tankers, trucks etc.); very precise and sturdy, with attention to details.

The best solution  
for advanced industrial  
applications

## FEATURES

- Platform dimensions: 750x561mm.
- Height 58mm.
- Weight approximately 28kg.
- Loading surface: 750x450mm.
- Sturdy structure, made in special aluminium, which guarantees lightness and makes these platforms suitable also for harsh working conditions.
- IP68 protection degree.
- Built-in weight indicator, protected thanks to an IP68 hermetic box.
- Built-in radio module for weight transmission to a remote indicator or external device.
- Wheels for transporting the platform.
- Stainless steel IP68 load cells.
- Power supply: internal rechargeable battery (about 40 h battery life), kept in hermetic box, and charger included.
- Special vulcanised nonslip rubber applied under the platform, for good grip on all types of surfaces.
- The WWS platforms are patented; the number is 1.342.302.
- Available in CE-M 3000e approved version.

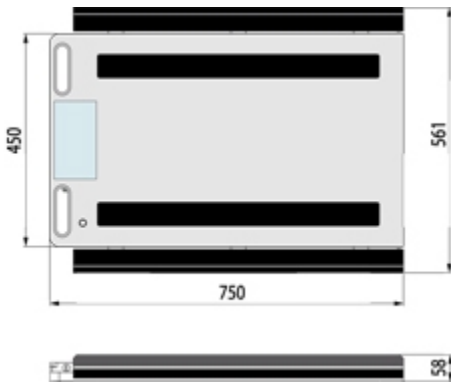
## OPTIONS AND ACCESSORIES

- High resolution model for internal factory use.
- Radio frequency module to be combined to the 3590EKR indicator.
- Levelling module for axle weighing.
- On/off ramp.

## NOTES ON THE CE-M APPROVED VERSIONS

- The platforms are for legal for trade use:
  - In the single-platform systems, not used to weigh vehicles.
  - In the wheel weighing systems in which the number of platforms is equal to the number of vehicle wheels.
  - In the axle weighing systems composed of one or more multiples of WWS platforms, except where the limitations of use of some European States.

## DETAIL 1



Dimensions in mm.

## DETAIL 2




### WIRELESS WEIGHING

**WEIGHING OF THE ENTIRE VEHICLE up to 20 Platforms**



**AXLE WEIGHING through 2 Platforms**



Example of application with wireless platforms and DFWKRPRF indicator for the reading and printing of the weight through a remote indicator.

## VERSIONS

Available versions

Code	Surface l x w (mm)	Max (kg)	d (kg)	CE-M 3000e (kg)	d* HR (kg)
WWSE6TRF-3	750x450	6000	2	--	0,2
WWSE10TRF-3	750x450	10000	5	--	0,5
WWSE15TRF-3	750x450	15000	5	--	0,5
WWSE6TMRF-3 <b>M</b>	750x450	6000	--	2	--
WWSE10TMRF-3 <b>M</b>	750x450	10000	--	5	--
WWSE12.5TMRF-3 <b>M</b>	750x450	12500	--	5	--

(\* ) These divisions are obtainable only with the relative options

NOTES:

- The CE-M division is referred to the weight of the single platform.
- The CE-M division in which the sum weight is indicated in the wheels weighing systems (4 platforms) is equal to the sum of the single platforms' divisions, rounded. Example: with 4 approved platforms with division 200g, the approved sum weight will be indicated with division 1kg.



MWS LTD

UNIT 17 HUTCHINSON STREET - LE2 OBD - LEICESTER

Tel. 08452602602

Fax. 0044-08452602612

E-mail [sales@mws.ltd.uk](mailto:sales@mws.ltd.uk)

Web [www.mws.ltd.uk](http://www.mws.ltd.uk)